

Midget Blocks—Block 109

Midget Blocks are a series of wonderful little blocks adapted from an antique sampler quilt made during the 1930s. I hope you'll enjoy making these blocks and a sampler quilt of your own.

Most of these blocks were made using just two colors. A print or solid color and the background fabric. This block in the original quilt was constructed using a variety of print fabrics and the background fabric.

Night & Noon- 4 1/2"

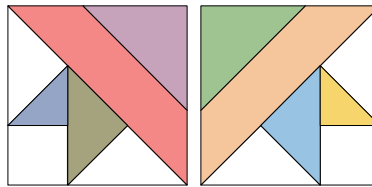

In the antique quilt this block is the second block from the left in the ninth row.

This block is well suited for foundation piecing





- Foundation piece units A through D

- Sew unit A to B and C to D



- Sew the two sections together across the middle seam to complete the block



Your unfinished block should measure 5"



Sentimental Stitches™

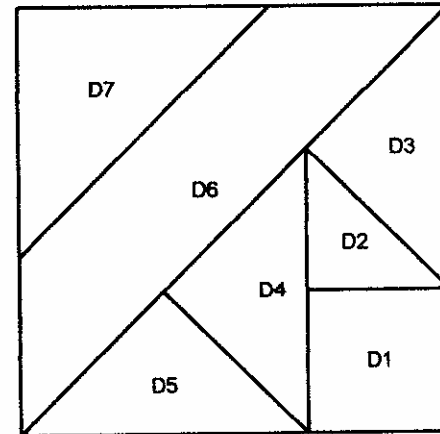
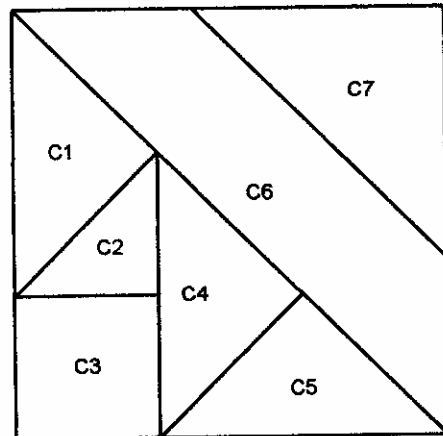
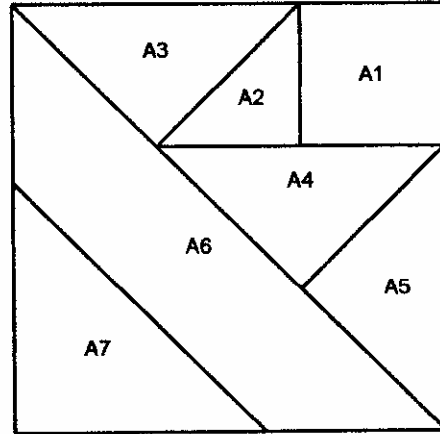
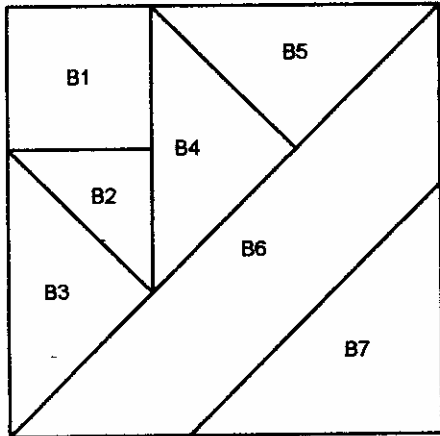
4759 Boyd NE / Grand Rapids MI 49525
Phone:(616)361-9255 / email:ssquilt@aol.com
www.sentimentalstitches.com

Copyright 2010

This line should
measure 1" after
printing pattern.

Midget Blocks—Block 109

Night & Noon - 4 1/2"



Your unfinished block should measure 5"



Sentimental Stitches™

4759 Boyd NE / Grand Rapids MI 49525

Phone:(616)361-9255 / email:ssquilt@aol.com

www.sentimentalstitches.com

Copyright 2010

This line should
measure 1" after
printing pattern.