

Midget Blocks—Block 137

Midget Blocks are a series of wonderful little blocks adapted from an antique sampler quilt made during the 1930s. I hope you'll enjoy making these blocks and a sampler quilt of your own.

Most of these blocks were made using just two colors. A print or solid color and the background fabric. This block in the original quilt was constructed using a variety of blue prints and a light pink solid background fabric.

Unknown- 4 1/2"

In the antique quilt this block is the eighth block from the left in the twelfth row.

This block is well suited for hand piecing or machine piecing.

Templates are provided for hand piecing. The 1/4" seam allowance IS NOT included.

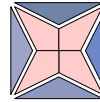
Background

- Cut four "A"
- Cut four "B"
- Cut four "C"
- Cut four "F"

Blue prints

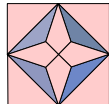
- Cut four "D"
- Cut four "E"

- Sew together the four "F" pieces.

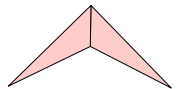


- Sew a "E" piece around the outside of the "F" pieces.

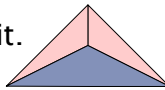
- Sew a "C" piece on each side.



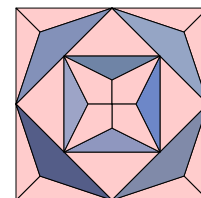
- Sew "A" to "B" along the short edge. Repeat with remaining three "A" and "B" pieces.



- Sew a "D" piece to each "A/B" unit.



- Sew an "A/B/D" unit to each side completing the block.



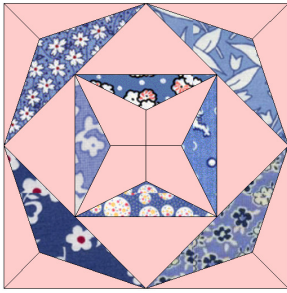
Your unfinished block should measure 5"



Sentimental Stitches™

4759 Boyd NE / Grand Rapids MI 49525
Phone:(616)361-9255 / email:ssquilt@aol.com
www.sentimentalstitches.com

Copyright 2013



Midget Blocks—Block 137

Midget Blocks are a series of wonderful little blocks adapted from an antique sampler quilt made during the 1930s. I hope you'll enjoy making these blocks and a sampler quilt of your own.

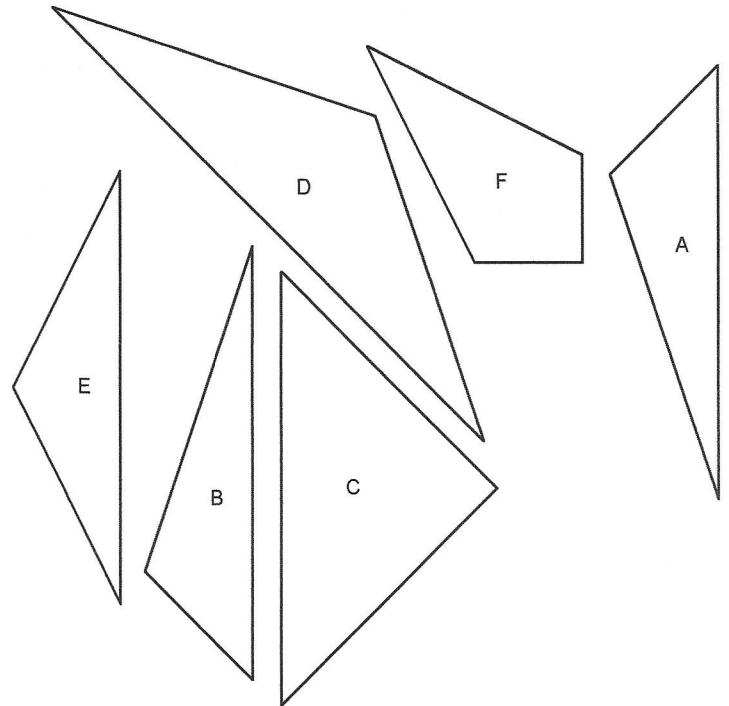
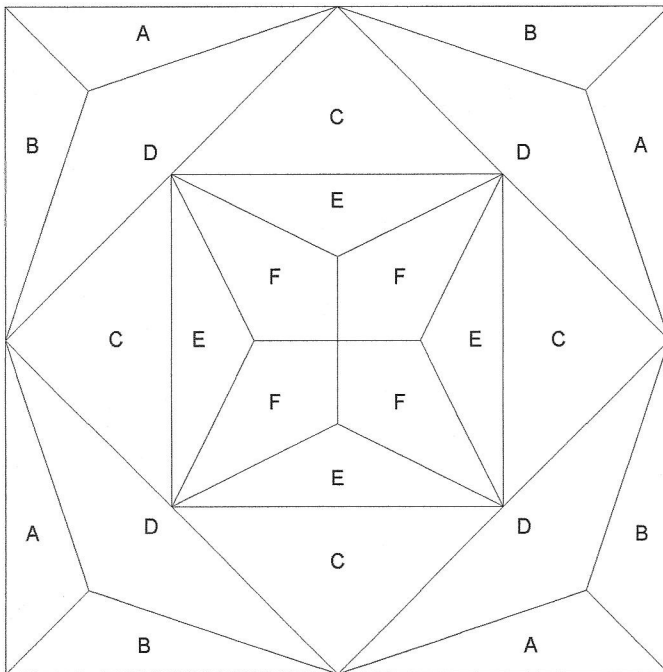
Most of these blocks were made using just two colors. A print or solid color and the background fabric. This block in the original quilt was constructed using a variety of blue prints and a light pink solid background fabric.

Unknown- 4 1/2"

In the antique quilt this block is the eighth block from the left in the twelfth row.

This block is well suited for hand piecing or machine piecing.

Templates are provided for hand piecing. The 1/4" seam allowance IS NOT included.



Your unfinished block should measure 5"



Sentimental Stitches™

4759 Boyd NE / Grand Rapids MI 49525
Phone:(616)361-9255 / email:ssquilt@aol.com
www.sentimentalstitches.com

Copyright 2013