

Midget Blocks—Block 145

Midget Blocks are a series of wonderful little blocks adapted from an antique sampler quilt made during the 1930s. I hope you'll enjoy making these blocks and a sampler quilt of your own.

Most of these blocks were made using just two colors. A print or solid color and the background fabric. This block in the original quilt was constructed using a blue print, med. blue solid, purple print, purple solid, light red print, light blue solid and a green solid fabric

Four Leaf Clover - 4 1/2"

In the antique quilt this block is the eleventh block from the left in the fifteenth row.

This block is easiest to construct using a combination of machine piecing and applique

The 1/4" seam allowance is NOT included on templates so they can be used for hand piecing or applique. The seam allowance IS included in the rotary cutting measurements.

Blue print

- Cut eight 1 3/8" squares

Medium Blue solid

- Cut eight 1 1/8" x 1 3/8" rectangles

Purple print

- Cut eight 1 3/8" squares

Purple solid

- Cut eight 1 1/8" x 1 3/8" rectangles.

Light Red print

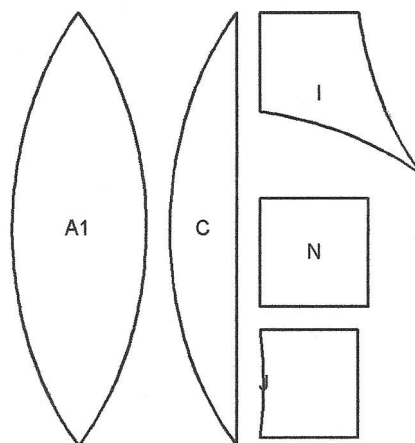
- Cut four 1 1/8" squares

Light Blue solid

- Cut eight "C" for applique

Green solid

- Cut four A1 for applique



This line should
measure 1" after
printing pattern.




Sentimental Stitches™

4759 Boyd NE / Grand Rapids MI 49525

Phone:(616)361-9255 / email:ssquilt@aol.com

www.sentimentalstitches.com

Copyright 2013

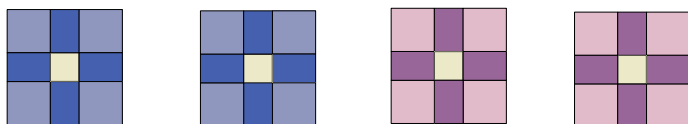


Midget Blocks—Block 145

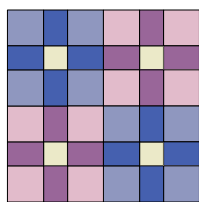
Four Leaf Clover - 4 1/2"

Assembly:


- It's easiest to construct this block by making four uneven Nine Patch blocks. Make two using the blue fabric and two using the purple fabrics. The light background red print is in the center on both color blocks.




- Sew the blocks together as shown.



- Applique green solid A1 shapes over the vertical and horizontal seam lines.



- Applique light blue C shapes around the outside edge of the block.



Sentimental Stitches™

4759 Boyd NE / Grand Rapids MI 49525

Phone:(616)361-9255 / email:ssquilt@aol.com

www.sentimentalstitches.com

Copyright 2013