

Midget Blocks—Block 171

Midget Blocks are a series of wonderful little blocks adapted from an antique sampler quilt made during the 1930s. I hope you'll enjoy making these blocks and a sampler quilt of your own.

Most of the blocks were made using just two colors. A print or solid color and the background fabric. This block in the original quilt was constructed using a variety of prints, a brown solid and cream background fabric.

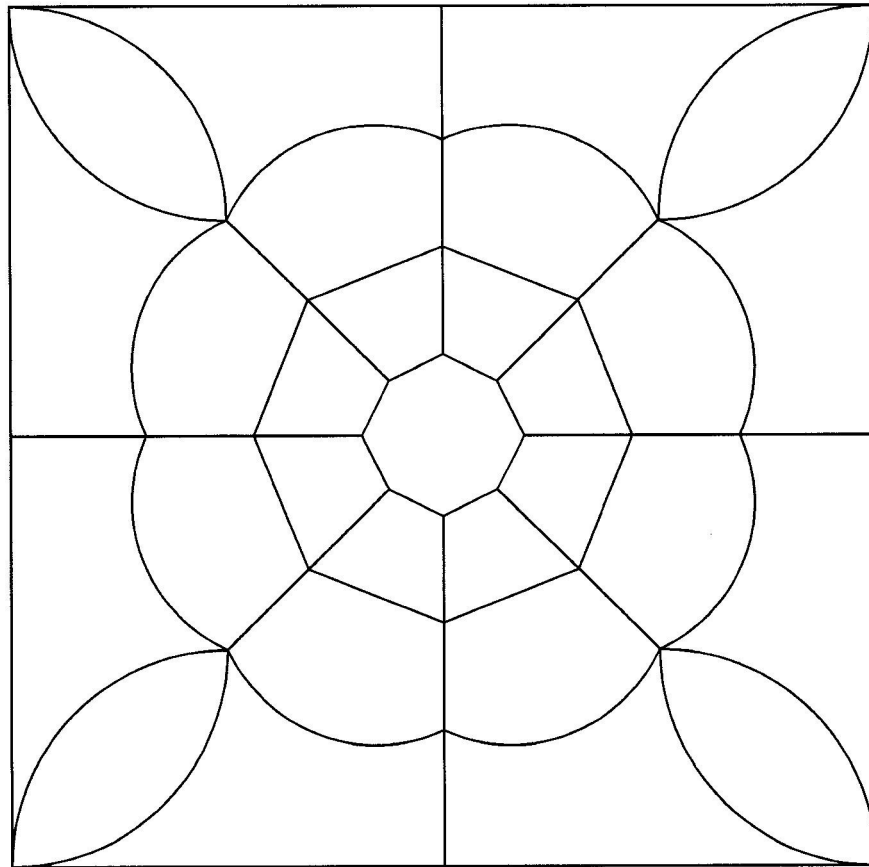
Moonflower - 4 1/2"

In the antique quilt this block is the eleventh block from the left in the sixth row.

You can hand piece this block but I would use a combination of piecing and applique.

You can print this page on freezer paper and cut out the shapes to use as templates.

The 1/4" seam allowance is NOT included on templates. Add your seam allowance when cutting your fabric for hand or machine piecing.



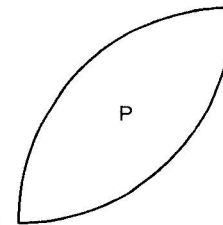
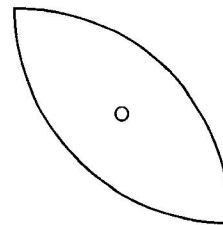
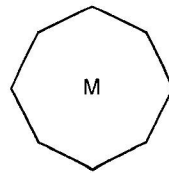
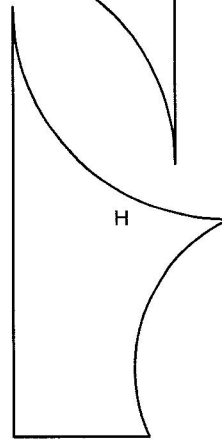
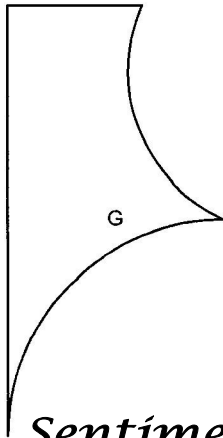
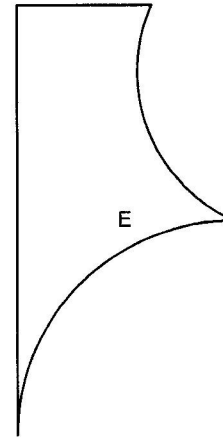
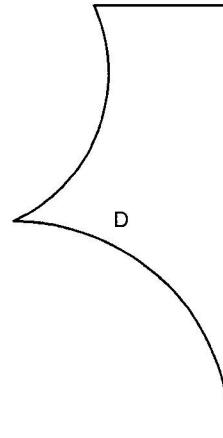
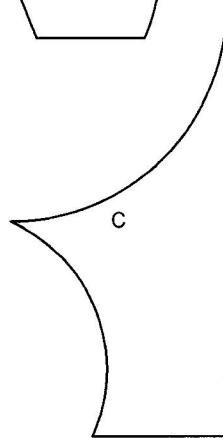
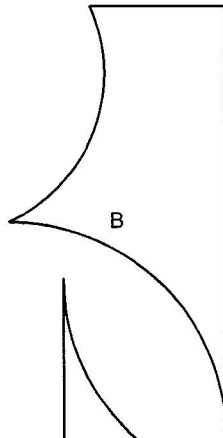
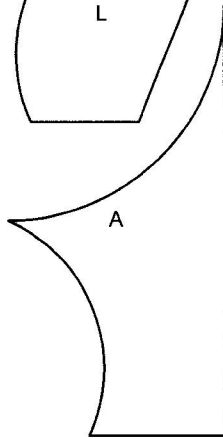
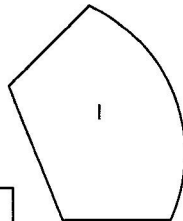
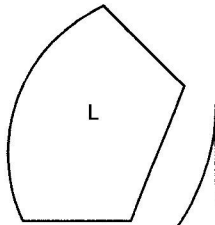
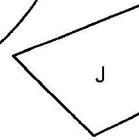
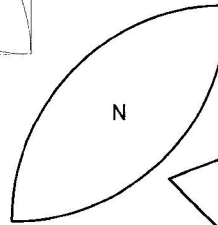
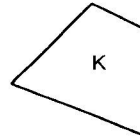
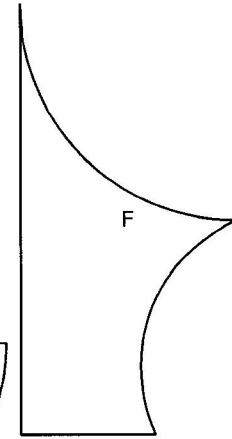
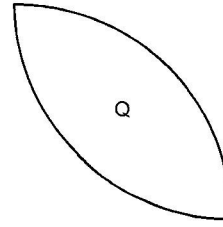
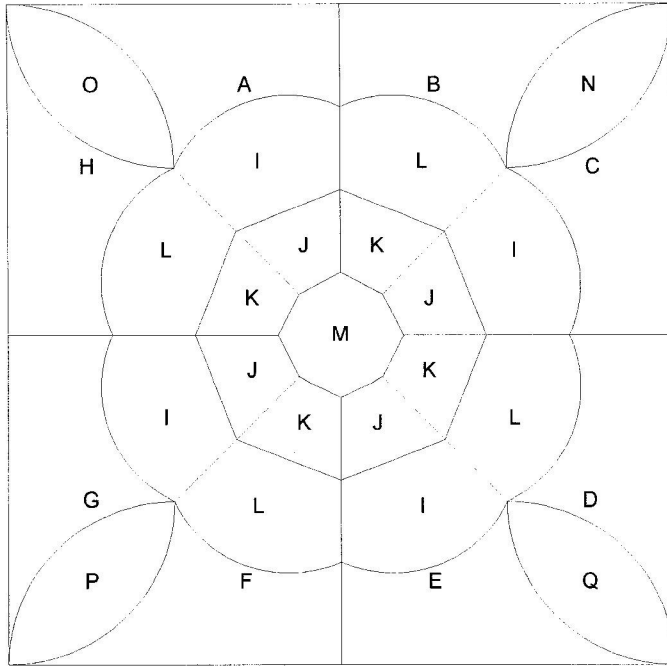
Sentimental Stitches™

4759 Boyd NE / Grand Rapids MI 49525
Phone:(616)361-9255 / email: ssquilt@aol.com
www.sentimentalstitches.com

Copyright 2014

This line should
measure 1" after
printing pattern.

Midget Blocks—Block 171



Sentimental Stitches™

4759 Boyd NE / Grand Rapids MI 49525
Phone:(616)361-9255 / email: ssquilt@aol.com
www.sentimentalstitches.com

Copyright 2014

This line should
measure 1" after
printing pattern.