

## Midget Blocks—Block 186

Midget Blocks are a series of wonderful little blocks adapted from an antique sampler quilt made during the 1930s. I hope you'll enjoy making these blocks and a sampler quilt of your own.


Most of the blocks were made using just two colors. A print or solid color and the background fabric. This block in the original quilt was constructed using a yellow solid, green solid, multi color print and a creamy background fabric.

### Peony - 4 1/2"

In the antique quilt this block is the tenth block from the left in the twelfth row.

*You can machine or hand piece this block but I think I'll hand piece the entire block.  
Print this page on freezer paper and cut out the shapes to use as templates.*

The 1/4" seam allowance is NOT included on templates. Add your seam allowance when cutting your fabric for hand or machine piecing.

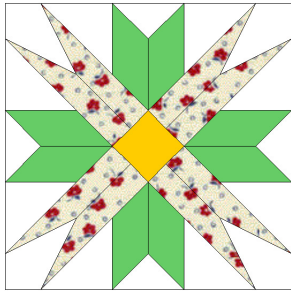


**Sentimental Stitches™**

4759 Boyd NE / Grand Rapids MI 49525  
Phone:(616)361-9255 / email: [ssquilt@aol.com](mailto:ssquilt@aol.com)  
[www.sentimentalstitches.com](http://www.sentimentalstitches.com)

Copyright 2014

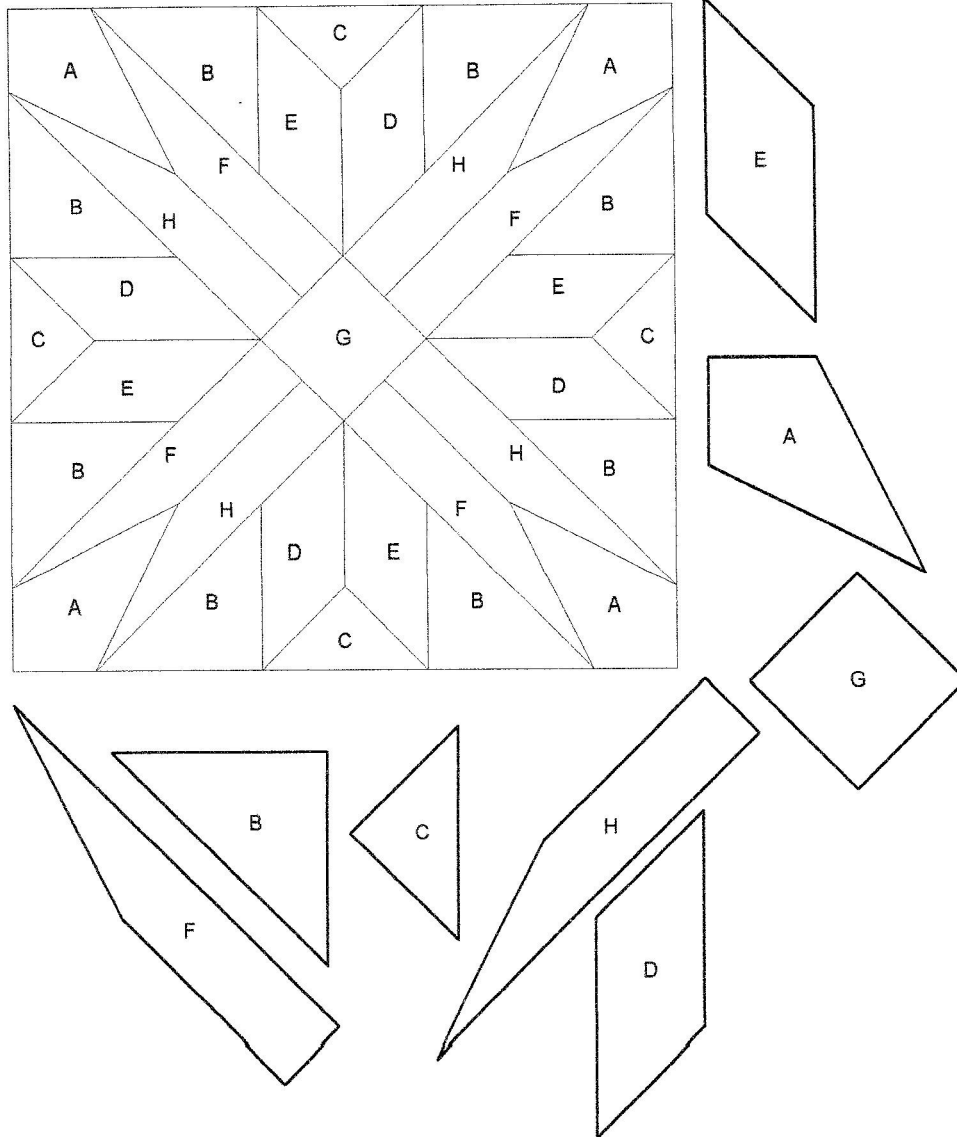
This line should  
measure 1" after  
printing pattern.



# Midget Blocks—Block 186

Peony - 4 1/2"

The 1/4" seam allowance is NOT included on templates. Add your seam allowance when cutting your fabric for hand or machine piecing.



*Sentimental Stitches™*

4759 Boyd NE / Grand Rapids MI 49525  
Phone:(616)361-9255 / email: [ssquilt@aol.com](mailto:ssquilt@aol.com)  
[www.sentimentalstitches.com](http://www.sentimentalstitches.com)

Copyright 2014

This line should  
measure 1" after  
printing pattern.