



Midget Blocks—Block 187

Midget Blocks are a series of wonderful little blocks adapted from an antique sampler quilt made during the 1930s. I hope you'll enjoy making these blocks and a sampler quilt of your own.


Most of the blocks were made using just two colors. A print or solid color and the background fabric. This block in the original quilt was constructed using two purple solids, a purple print and a creamy background fabric.

Farmer's Wife - 4 1/2"

In the antique quilt this block is the fourth block from the left in the thirteenth row.

*You can machine or hand piece this block but I think I'll hand piece the entire block.
Print this page on freezer paper and cut out the shapes to use as templates.*

The 1/4" seam allowance is NOT included on templates. Add your seam allowance when cutting your fabric for hand or machine piecing.



Sentimental Stitches™

4759 Boyd NE / Grand Rapids MI 49525
Phone:(616)361-9255 / email: ssquilt@aol.com
www.sentimentalstitches.com

Copyright 2014


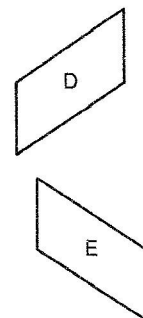
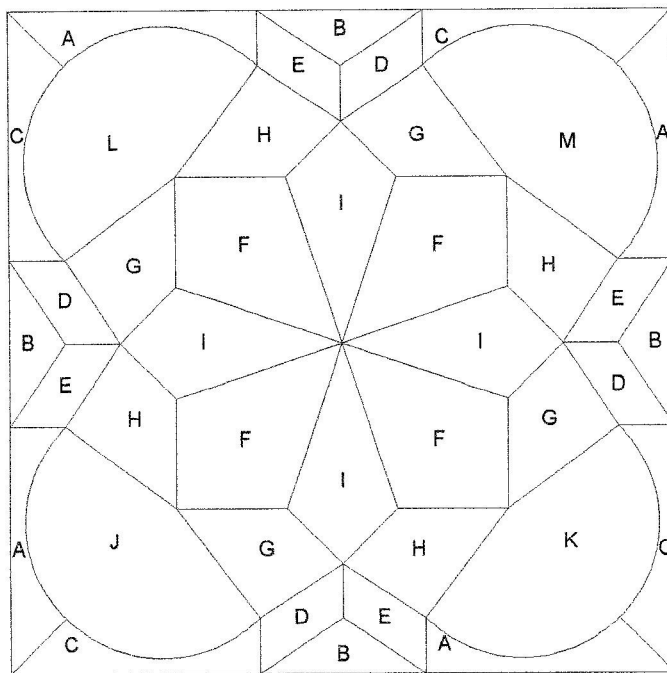
This line should
measure 1" after
printing pattern.



Midget Blocks—Block 187

Farmer's Wife - 4 1/2"

The 1/4" seam allowance is NOT included on templates. Add your seam allowance when cutting your fabric for hand or machine piecing.



Sentimental Stitches™

4759 Boyd NE / Grand Rapids MI 49525
 Phone:(616)361-9255 / email: ssquilt@aol.com
 www.sentimentalstitches.com

Copyright 2014

This line should measure 1" after printing pattern.