

Midget Blocks—Block 4

Midget Blocks are a series of wonderful little blocks adapted from an antique sampler quilt made during the 1930s. I hope you'll enjoy making these blocks and a sampler quilt of your own.

Most of these blocks were made using just two colors. A print or solid color and the background fabric. This block however was made using four fabrics. Blue, Pink, Green and a creamy background.

My favorite method of construction for this block is to rotary cut the pieces and sew them together on the machine using a 1/4" seam allowance.

Double X Ladies Art Company 4 1/2"

Cutting: (1/4" seam allowance is included in all measurements given.)

Background

Cut 4 squares - 1 5/8" x 1 5/8"

Cut 5 squares—2" x 2" and sub-cut diagonally one way to yield 10 triangles

Blue

Cut 2 squares—2" x 2" and sub-cut diagonally one way to yield 4 triangles

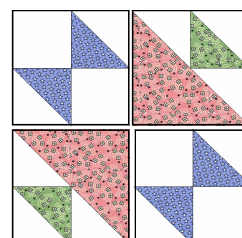

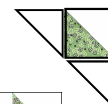

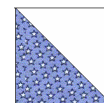
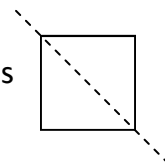
Pink

Cut 1 square —3 1/8" x 3 1/8" and sub-cut diagonally one way to yield 2 triangles

Green

Cut 1 square—2" x 2" and sub-cut diagonally one way to yield 2 triangles

1. The first thing we need to do is make some half square triangle units. Using 4 background triangles and 4 blue triangles, sew together in sets along the long edge of the triangle using a 1/4" seam allowance. Press seam allowance toward the blue fabric. Repeat this process sewing your two green triangles to two background triangles.
2. Our next step will be to make the two four patch units used in this block. You'll need the four blue, half square triangle units you made and four background squares. Sew them together to look like this -
3. Sew the short side of a background triangle to each side of your green half square triangle units.
4. Sew a pink triangle to both of your green half square triangle units
5. Assemble the block sections as pictured. Your block should measure 5"



Copyright 2006



Sentimental Stitches™

4759 Boyd NE
Grand Rapids MI 49525
Phone:(616)361-9255
email:ssquilt@aol.com

Fax:(616)363-1904
<http://www.sentimentalstitches.com>