


Midget Blocks—Block 15

Midget Blocks are a series of wonderful little blocks adapted from an antique sampler quilt made during the 1930s. I hope you'll enjoy making these blocks and a sampler quilt of your own.

Most of these blocks were made using just two colors. A print or solid color and the background fabric. This block in the original quilt was a mixture of prints with a green solid at the center and blue solid at the outside corners.

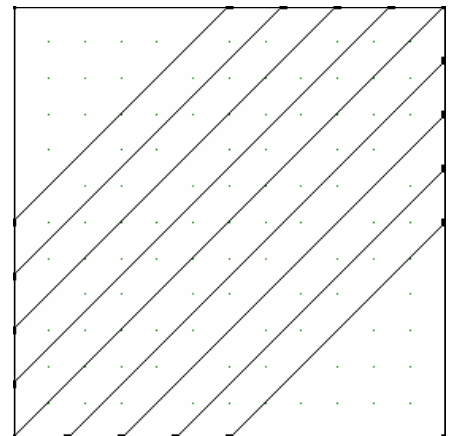
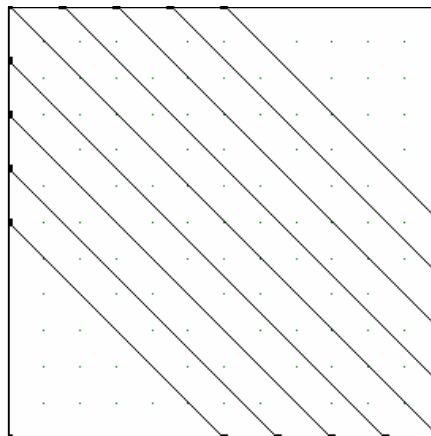
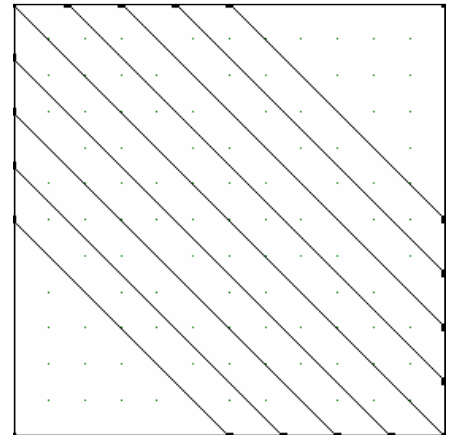
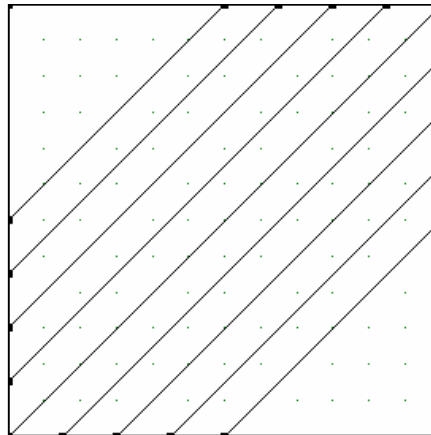


String Block 4 1/2"

My favorite method of construction for this block is Foundation Paper Piecing. You can make this block using scrap pieces.

Foundation paper piece each section working from corner to corner. Finish block by sewing sections together.

Remember to add your 1/4" seam allowance when trimming around the outside of each completed section.



Copyright 2006



Sentimental Stitches™

4759 Boyd NE
Grand Rapids MI 49525
Phone:(616)361-9255
email:ssquilt@aol.com

Fax:(616)363-1904
<http://www.sentimentalstitches.com>