


Midget Blocks—Block 18


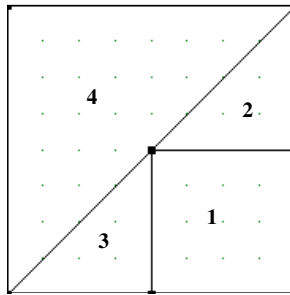
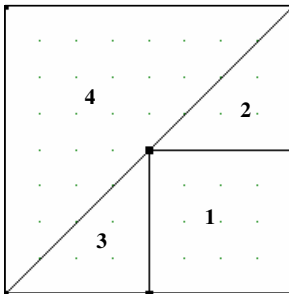


Midget Blocks are a series of wonderful little blocks adapted from an antique sampler quilt made during the 1930s. I hope you'll enjoy making these blocks and a sampler quilt of your own.


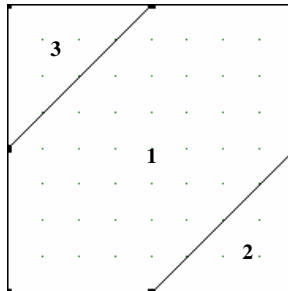
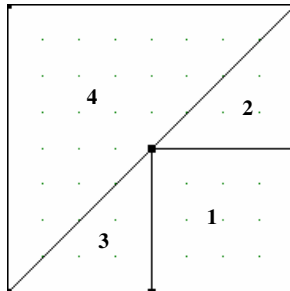
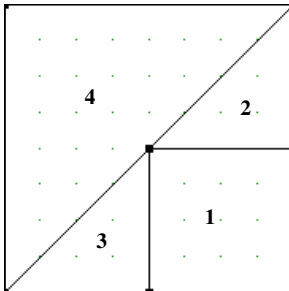
Most of these blocks were made using just two colors. A print or solid color and the background fabric. This block in the original quilt was constructed using two blue prints and a blue solid color fabric.

New Album
4 1/2"

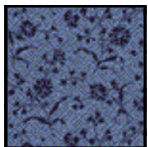
In the antique quilt this block is the fifth block from the left in the fifteenth row.



Foundation piece 4 sections

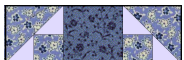


Foundation piece 1 section



Rotary cut four 2" squares


** Remember to add your 1/4" seam allowance when trimming sections to size*



Sew sections and squares together in rows



Sew rows together to complete block



Copyright 2006

Sentimental Stitches™

4759 Boyd NE
Grand Rapids MI 49525
Phone:(616)361-9255
email:ssquilt@aol.com

Fax:(616)363-1904
<http://www.sentimentalstitches.com>

