

## Midget Blocks—Block 22

Midget Blocks are a series of wonderful little blocks adapted from an antique sampler quilt made during the 1930s. I hope you'll enjoy making these blocks and a sampler quilt of your own.




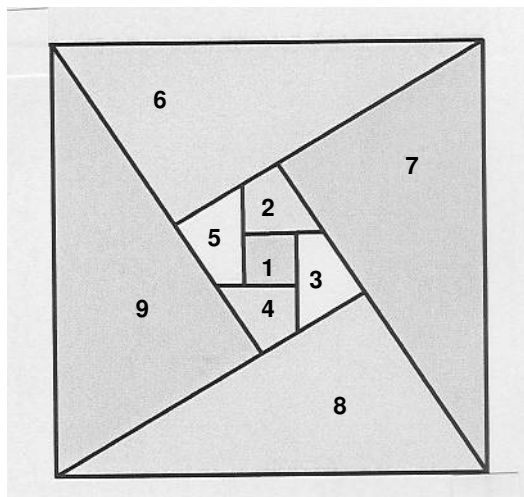
Most of these blocks were made using just two colors. A print or solid color and the background fabric. This block in the original quilt was constructed using four fabrics; a light, medium and dark pink plus the background fabric

### Kaleidoscope

4 1/2"

**In the antique quilt this block is the first block from the left in the sixth row.**

This block is well suited for foundation paper piecing. You'll need to make four little blocks from the pattern below and sew them together as shown above. The block is shaded for the light, medium and dark colors. It has been ,mirror imaged to match the color illustration when completed.



Copyright 2006



*Sentimental Stitches™*

4759 Boyd NE  
Grand Rapids MI 49525  
Phone:(616)361-9255  
email:ssquilt@aol.com

Fax:(616)363-1904  
<http://www.sentimentalstitches.com>