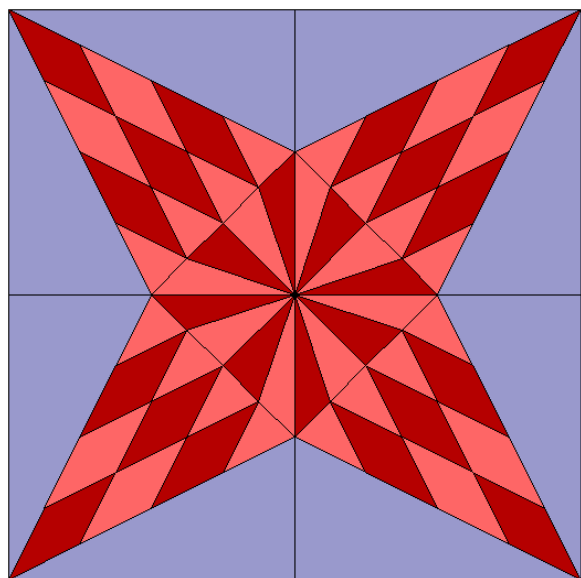


Midget Blocks—Block 31



Midget Blocks are a series of wonderful little blocks adapted from an antique sampler quilt made during the 1930s. I hope you'll enjoy making these blocks and a sampler quilt of your own.

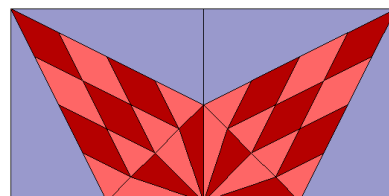
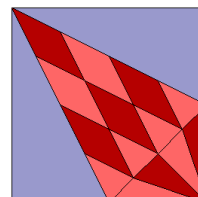
Most of the blocks were made using just two colors. A print or solid color and the background fabric. This block was made using three solid color fabrics; a red solid, pink solid and blue solid background.

In the antique quilt this block is the tenth block from the left in the eleventh row.

Painted Star of Many Points 4 1/2"

My favorite method of construction for this block is to foundation paper piecing. There are a several sections and some individual pieces but because of the bias edges and size of the diamonds, this technique is the most accurate.

1. Paper piece sections Q—R—S—T and set aside.
2. Paper piece sections A—B—C—D and sew together to form a triangle shaped star point with the blue background on each side.
3. Sew the Q section to the star point to create 1/4 of the block.
4. Paper piece sections E—F—G—H and sew together to form a triangle shaped star point with the blue background on each side.
5. Sew the R section to the star point to create 1/4 of the block.
6. Sew these two 1/4 block sections together to form 1/2 of the block.
7. Paper piece sections M—N— O—P and sew together to form a triangle shaped star point with the blue background on each side.
8. Sew the T section to the star point to create 1/4 of the block.
9. Paper piece sections I—J—K—L and sew together to form a triangle shaped star point with the blue background on each side..
10. Sew the S section to the star point to create 1/4 of the block.
11. Sew these two 1/4 block sections together to form 1/2 of the block.
12. Complete the block by sewing the two 1/2 block sections together.



Your unfinished block should measure 5".

Copyright 2007




Sentimental Stitches™

4759 Boyd NE
Grand Rapids MI 49525
Phone:(616)361-9255
email:ssquilt@aol.com

Fax:(616)363-1904
<http://www.sentimentalstitches.com>

Midget Blocks—Block 31



Sentimental Stitches™

4759 Boyd NE
Grand Rapids MI 49525
Phone:(616)361-9255
email:ssquilt@aol.com

Fax:(616)363-1904
www.sentimentalstitches.com

