


## Midget Blocks—Block 51

Midget Blocks are a series of wonderful little blocks adapted from an antique sampler quilt made during the 1930s. I hope you'll enjoy making these blocks and a sampler quilt of your own.

Most of these blocks were made using just two colors. A print or solid color and the background fabric. This block in the original quilt was constructed using two fabrics; a pink print fabric and the background fabric.

### Friendship—4 1/2"

In the antique quilt this block is the eighth block from the left in the tenth row.

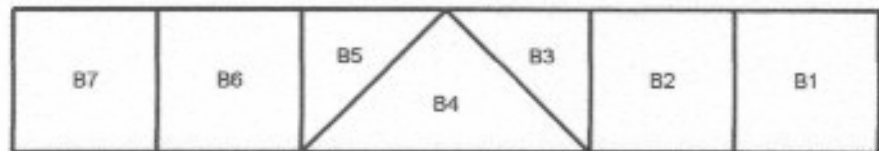
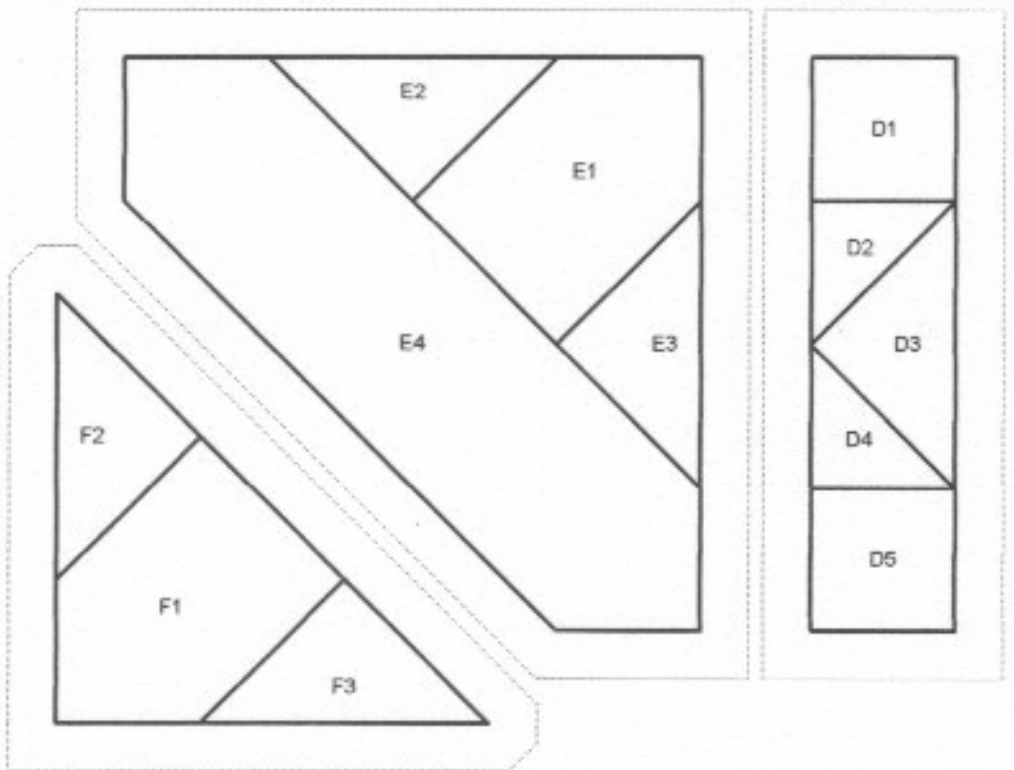
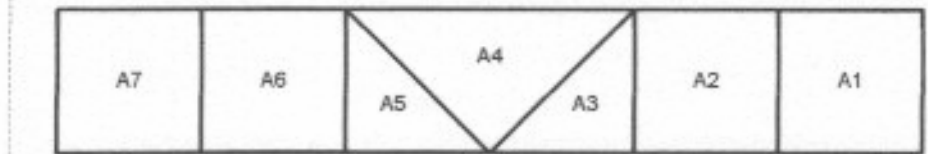
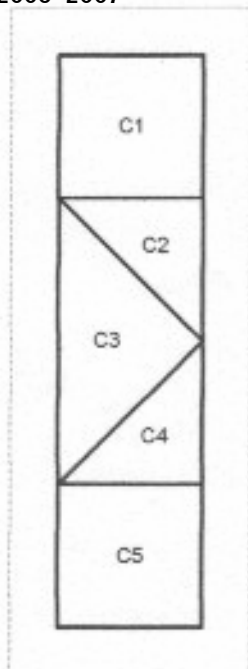


This block is well suited for foundation paper piecing.

1. Foundation paper piece sections A-F.
2. Sew section E and F together.
3. Sew sections C and D to opposite sides of center square.
4. Sew sections A and B to the remaining sides..

Your unfinished block should measure 5"

Copyright 2006–2007



*Sentimental Stitches™*

4759 Boyd NE / Grand Rapids MI 49525

Phone:(616)361-9255

email:ssquilt@aol.com

<http://www.sentimentalstitches.com>