

SHIPSHEWANA AMISH QUILT

Section 13

1/4" seam allowance is included in all cutting measurements.

Finished size of block—9"

Cutting:

Background fabric-

- Cut nine 2 1/4" squares.
- Cut four 2 5/8" squares and cut diagonally one way to yield eight triangles

Gold fabric-

- Cut four 2 5/8" squares and cut diagonally one way to yield 8 triangles.
- Cut four 2 1/4" x 4 1/8" rectangles.

- Sew gold triangles to background triangles along the long edge to make half square triangle units. Press seam allowance toward darker color triangle.



- Sew each half square triangle unit to a background square.



- Sew half square triangle/square units together to form the four corner sections of the block.






- Sew a corner unit to each side of two gold rectangles.



- Sew a gold rectangle to opposite sides of background square.



- Sew the constructed rows together as shown to complete the block.



- Construct three quarter square triangle units with a finished size of 3". Sew the three units together in a strip. Sew to the bottom of block.

Copyright 2010 Sentimental Stitches Inc.



Sentimental Stitches™

4759 Boyd NE / Grand Rapids MI 49525
 Phone:(616)361-9255 / email:ssquilt@aol.com
 www.sentimentalstitches.com