

SHIPSHEWANA AMISH QUILT

Section 14

1/4" seam allowance is included in all cutting measurements.
Finished size of block—9"

Cutting:

Background fabric-

- Cut four 2 3/4" squares.
- Cut one 5 3/4" squares and cut diagonally both ways to yield four triangles.
- Cut one 5" square.

Blue fabric-

- Cut four 3 1/8" squares and cut diagonally one way to yield 8 triangles.

- Sew the long edge of the blue triangles to the short edges of the background triangles.






- Sew a blue/black triangle unit to the side of the large background square. Sew a second one to the opposite side.



- Sew a small background square to each end of remaining two blue/black triangle units.



- Sew a strip to the top and bottom of the center section to complete the block.



- Construct three quarter square triangle units with a finished size of 3". Sew the three units together in a strip.

Copyright 2010 Sentimental Stitches Inc.



Sentimental Stitches™

4759 Boyd NE / Grand Rapids MI 49525
Phone:(616)361-9255 / email:ssquilt@aol.com
www.sentimentalstitches.com