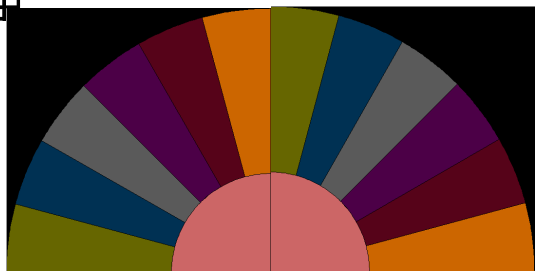


SHIPSHEWANA AMISH QUILT

Section 16



1/4" seam allowance is included in all cutting measurements.

Finished size of block—9" (section is 9" x 18")

This section consists of two 9" (finished size) fan blocks

Cutting:

Background fabric-

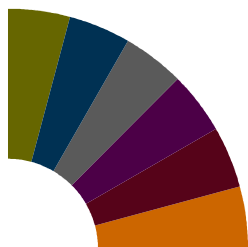
- Cut two 9 1/2" squares (These can be cut larger and trimmed to size after appliqué is finished).

Pink fabric-

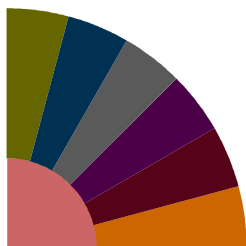
- Cut two template "C"

Green, turquoise, blue, purple, cranberry and orange fabrics

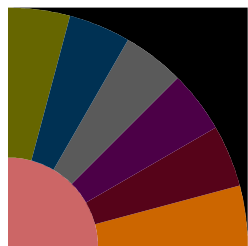
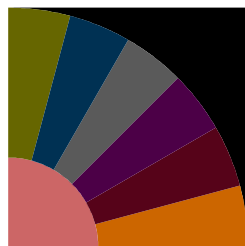
- Cut two "B" template from each color.



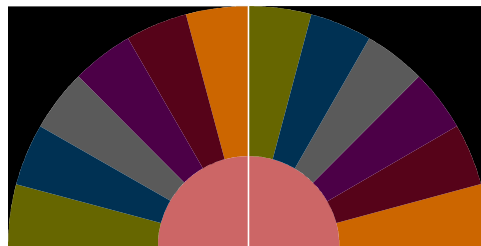
Sew one each of the six colors cut from the "B" template together to form a fan shape.. Repeat for second fan shape.



The fan handle "C" pieces can be machine pieced to the curved edge of the fan blades or you can appliqué it to the blades. I chose to appliqué mine.



Applique the fan units on the 9 1/2" background squares. Align the straight edges of the fan blades and handle to the edge of the background square.



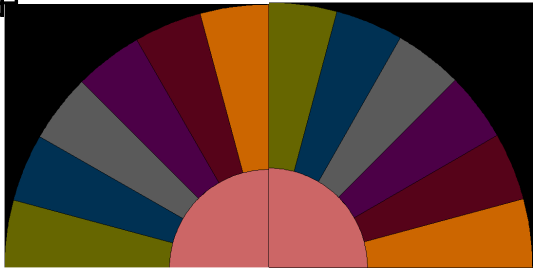
Sew the two blocks together as shown above to complete this section.

Copyright 2010 Sentimental Stitches Inc.



Sentimental Stitches™

4759 Boyd NE / Grand Rapids MI 49525
Phone:(616)361-9255 / email:ssquilt@aol.com
www.sentimentalstitches.com



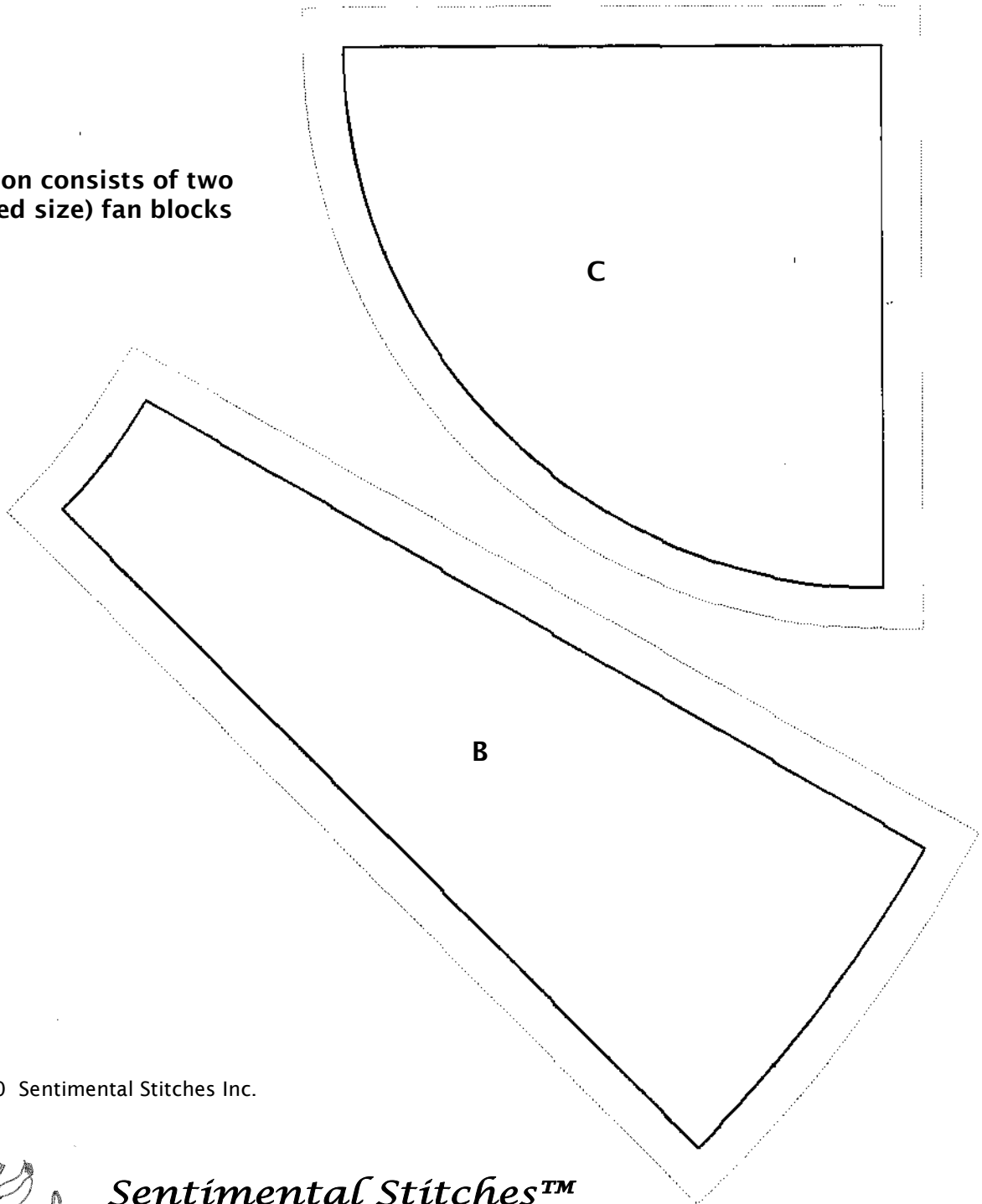
SHIPSHEWANA AMISH QUILT

Section 16

1/4" seam allowance is included in all cutting measurements.

Finished size of block—9" (section is 9" x 18")

This section consists of two
9" (finished size) fan blocks



Copyright 2010 Sentimental Stitches Inc.



Sentimental Stitches™

4759 Boyd NE / Grand Rapids MI 49525
Phone:(616)361-9255 / email:ssquilt@aol.com
www.sentimentalstitches.com