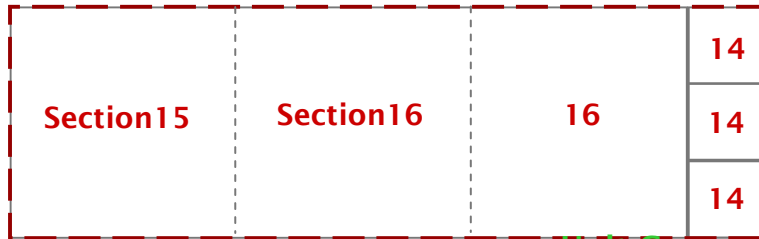


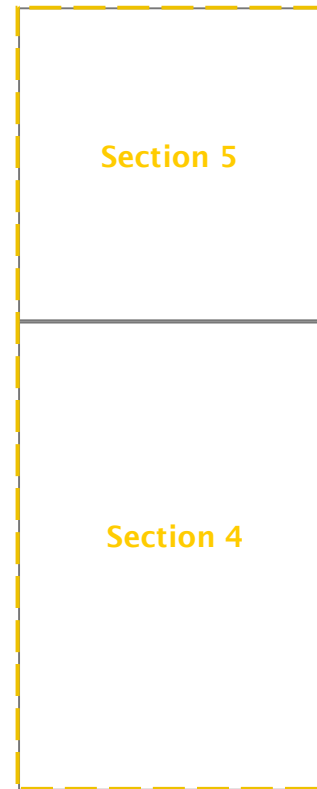
# SHIPSHEWANA AMISH QUILT

## Sections Assembly

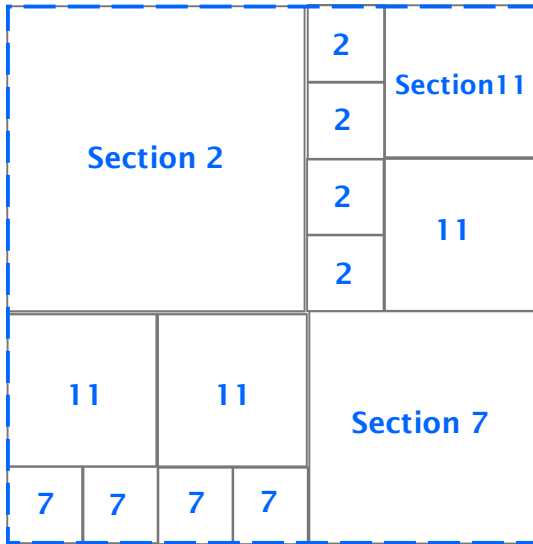
Unit A



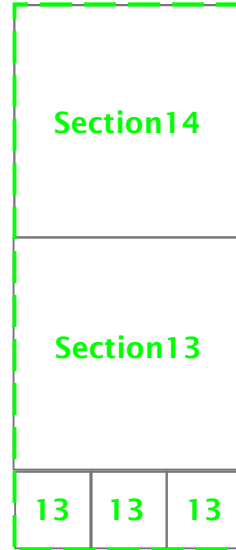
Unit D



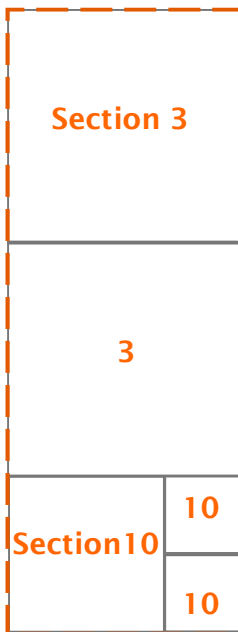
Unit B



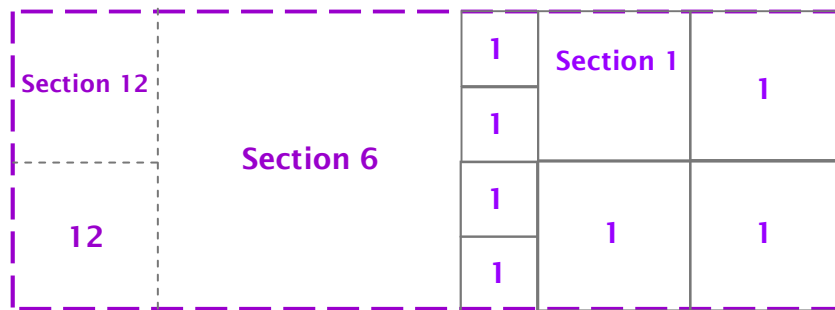
Unit C



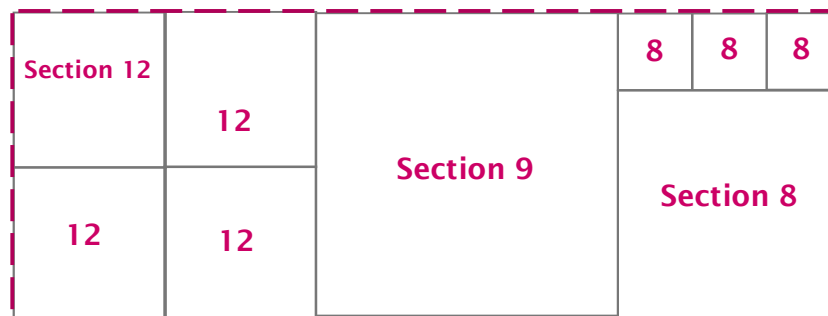
Unit G



Unit E



Unit F



Copyright 2010 Sentimental Stitches Inc.

*Shipshewana Amish Quilt Sections Assembly*  
Copyright 2008-2010 Sentimental Stitches




**Sentimental Stitches™**

4759 Boyd NE / Grand Rapids MI 49525  
Phone: (616) 361-9255 / email: ssquilt@aol.com  
www.sentimentalstitches.com

# SHIPSHEWANA AMISH QUILT

## Sections Assembly

- Sew unit B to unit C.
- Sew units B / C to unit A .
- Sew unit D to units B / C / A .
- Sew unit E to unit F .
- Sew units E / F to unit G .
- The final seam goes across the center of the quilt joining the A / B / C / D unit to the E / F / G units.
- ◆ *Please measure your center section vertically and horizontally the edges and down the center to determine the length your border strips should be cut. If the edges are a different measurement than the center one, use an average. ie. Edges measure 24", center measures 22", cut border 23" plus seam allowance. Measurements listed below are based on mathematical calculations & include a 1/4" seam allowance.*



### Inner border:

Cut two strips  $1\frac{1}{2}'' \times 54\frac{1}{2}''$  for the sides.  
Cut two strips  $1\frac{1}{2}'' \times 44\frac{1}{2}''$  for the top and bottom.

*\* depending on the yardage purchased you may have to sew together strips cut  $1\frac{1}{2}'' \times$  width of your fabric end to end in order to achieve the length needed.*

### Outer border:

Cut two strips  $6\frac{1}{2}'' \times 56\frac{1}{2}''$  for the sides.  
Cut two strips  $6\frac{1}{2}'' \times 56\frac{1}{2}''$  for the top and bottom.

Sew border strips to center unit in the same order they were cut.

### Backing:

Cut  $3\frac{3}{4}$  yard piece of backing fabric in half and sew the  $67\frac{1}{2}''$  pieces together crosswise.



### Binding:

You will need inches 250" of binding cut  $2\frac{1}{4}''$  wide.



Copyright 2010 Sentimental Stitches Inc.



**Sentimental Stitches™**

4759 Boyd NE / Grand Rapids MI 49525

Phone:(616)361-9255 / email:ssquilt@aol.com

www.sentimentalstitches.com