

SHIPSHEWANA AMISH QUILT Section 9

Cutting:

Background fabric-

- Cut four 3 1/2" squares.
- Cut one 7 1/4" square and cut diagonally both ways to yield four triangles

Dark green fabric-

- Cut four 3 7/8" squares and cut diagonally one way to yield 8 triangles.
- Cut four 2" squares.
- Cut one 4 1/4" square and cut diagonally both ways to yield four triangles

Light green fabric

- Cut four 2 3/8" squares and cut diagonally one way to yield 8 triangles.
- Cut one 3 1/2" square.


1/4" seam allowance is included in all cutting measurements.

Finished size of block—12"

- Sew the long side of each light green triangle to the short sides of the smaller dark green triangles.
- Sew a dark green square to each end of two of these triangle units.





- Sew the triangle units without the squares to opposite sides of the 3 1/2" light green square.
- Sew the triangle units with the squares to the remaining sides of the 3 1/2" square.



- Sew the long side of each large dark green triangle to the short sides of the background triangles.
- Sew a background square to each end of two of these triangle units.



- Sew the triangle units without the squares to opposite sides of the light green star center
- Sew the triangle units with the square to the remaining side of the light green star center to complete the Section 9 block.



Copyright 2010 Sentimental Stitches Inc.

Sentimental Stitches™

4759 Boyd NE / Grand Rapids MI 49525

Phone:(616)361-9255 / email:ssquilt@aol.com

www.sentimentalstitches.com