

Midget Blocks—Block 82

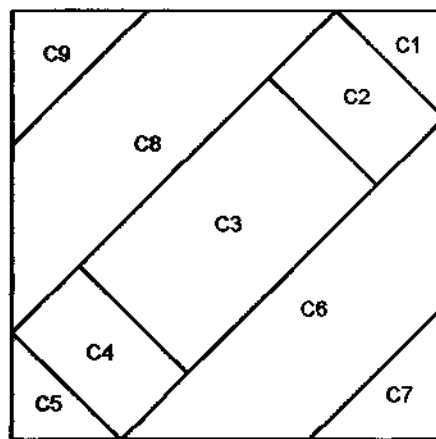
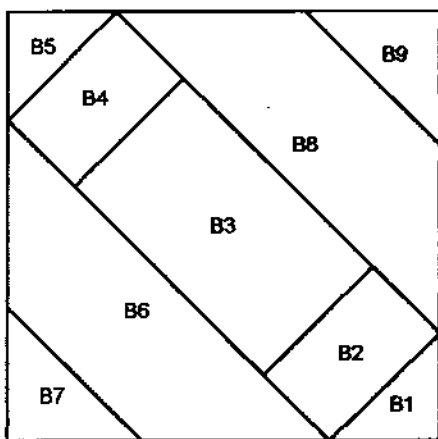
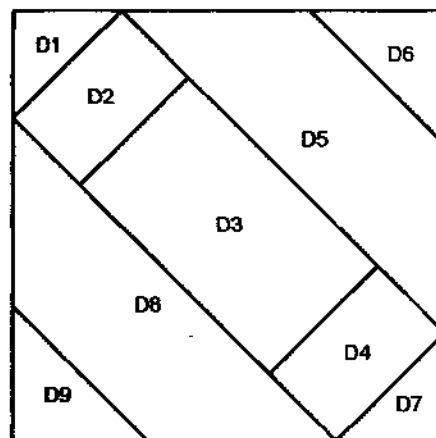
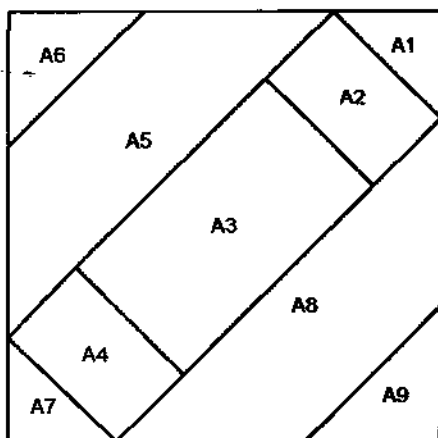

Midget Blocks are a series of wonderful little blocks adapted from an antique sampler quilt made during the 1930s. I hope you'll enjoy making these blocks and a sampler quilt of your own.

Most of these blocks were made using just two colors. A print or solid color and the background fabric. This block in the original quilt was constructed using a red solid, red and white check and the background fabric.

Old Mississippi- 4 1/2"

In the antique quilt this block is the sixth from the left in the twelfth row.

This block is well suited for foundation piecing



- Foundation piece the four identical sections "A", "B", "C" and "D".
- Sew section "A" to "D".
- Sew section "B" to "C".
- Sew the A/D unit to the B/C unit to complete the block.

Your unfinished block should measure 5"



Sentimental Stitches™

4759 Boyd NE / Grand Rapids MI 49525
 Phone:(616)361-9255 / email:ssquilt@aol.com
www.sentimentalstitches.com

This line should
 measure 1" after
 printing pattern.

Copyright 2008