

Midget Blocks—Block 112

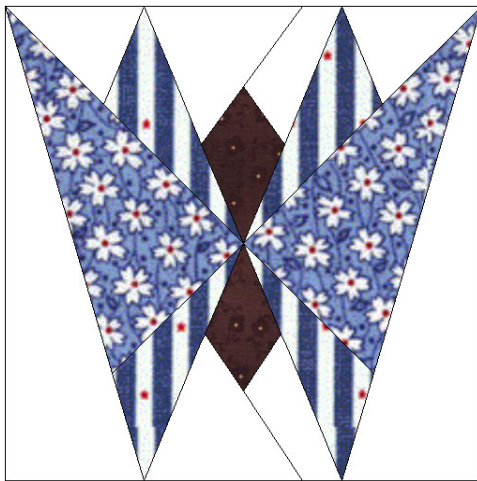
Midget Blocks are a series of wonderful little blocks adapted from an antique sampler quilt made during the 1930s. I hope you'll enjoy making these blocks and a sampler quilt of your own.

Most of these blocks were made using just two colors. A print or solid color and the background fabric. This block in the original quilt was constructed using a blue print fabric, blue stripe fabric, solid brown fabric and the background fabric.

Butterfly- 4 1/2"


In the antique quilt this block is the tenth block from the left in the sixth row.

This block is well suited for foundation piecing

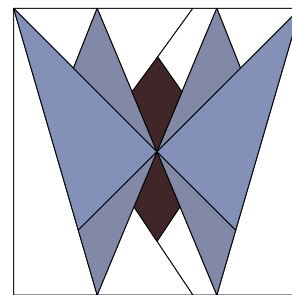
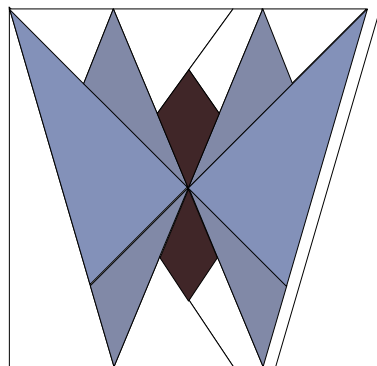


- Foundation piece units A through C

- Sew unit A to B



- Sew unit C to the A/B section to complete the block



Your unfinished block should measure 5"



Sentimental Stitches™

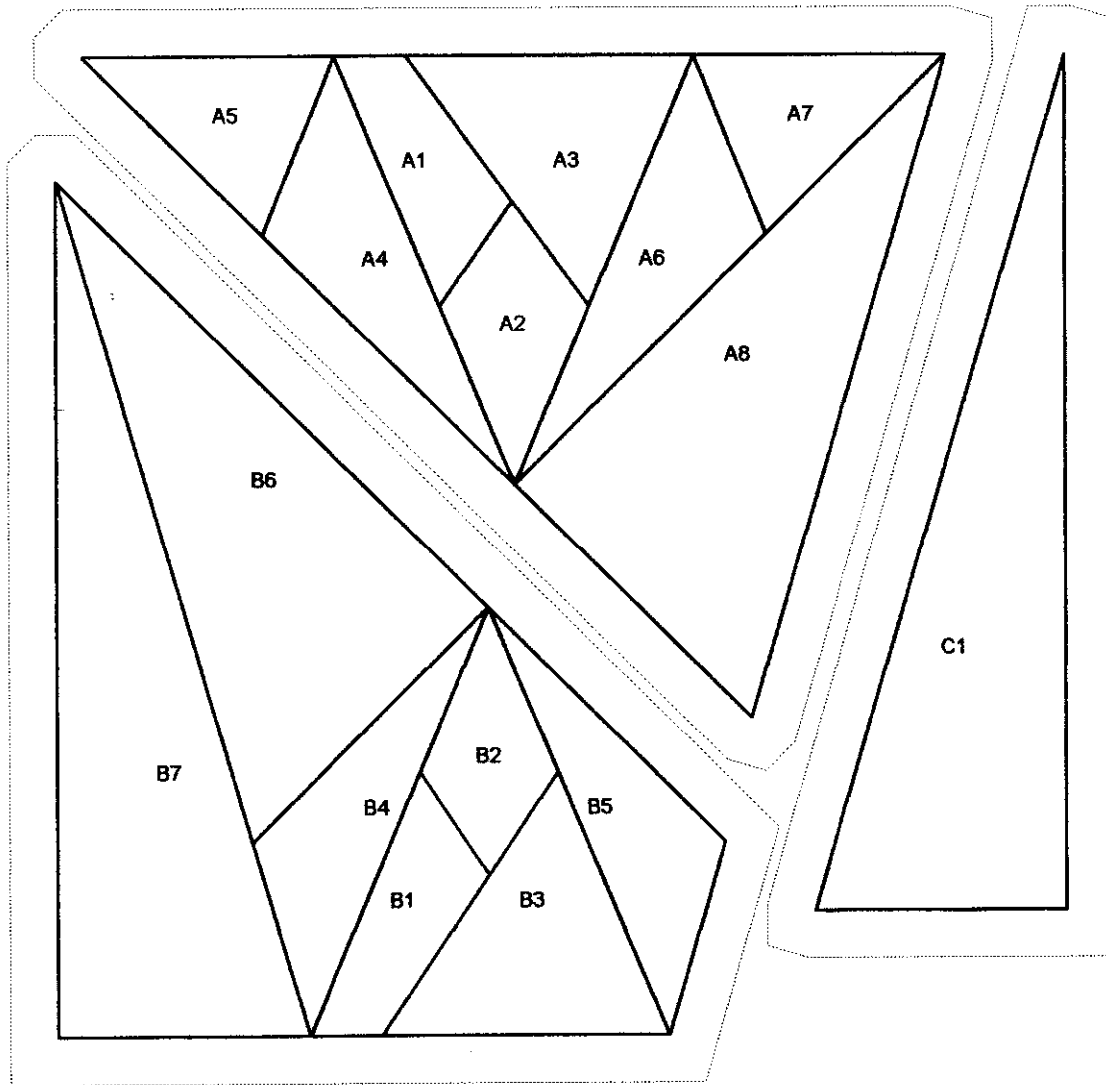
4759 Boyd NE / Grand Rapids MI 49525
Phone:(616)361-9255 / email:ssquilt@aol.com
www.sentimentalstitches.com

Copyright 2010

This line should
measure 1" after
printing pattern.

Midget Blocks—Block 112

Butterfly - 4 1/2"



Your unfinished block should measure 5"



Sentimental Stitches™

4759 Boyd NE / Grand Rapids MI 49525

Phone:(616)361-9255 / email:ssquilt@aol.com

www.sentimentalstitches.com

Copyright 2010

This line should
measure 1" after
printing pattern.