


The 1857 Album Quilt Optional Border Block

*Finished size of block—6" x 10"
Finished size of corner squares—6"*

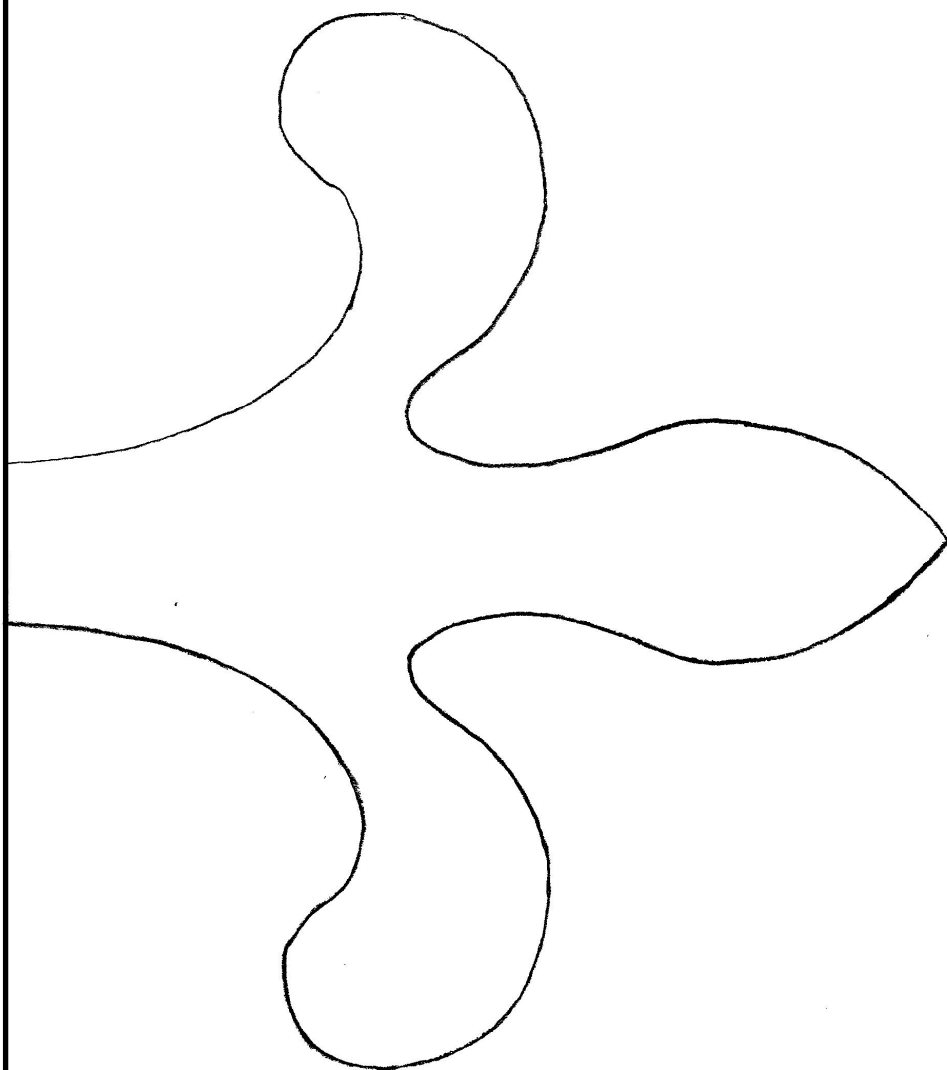


- You'll need 2 3/4 yards of fabric for the background of the border blocks.
- You'll need 1 1/4 yards of green fabric for the applique on the border blocks.
- There are 32 border blocks and 4 corner blocks.
- The finished size of the border blocks is - 6" x 10". Cut each block - 7" x 11" (Cut 32)
- The finished size of the corner blocks is - 6". Cut each block—7" x 7" (Cut 4)

The finished size of the quilt with border added will be - 93" x 93"

The 1857 Album Quilt Optional Border Block


Finished size of block— 6" x 10"



This line should
measure 1" after
printing pattern.

The 1857 Album Quilt Optional Corner Block

Finished size of block—6"



This line should
measure 1" after
printing pattern.