Tumbling Triangles



Materials

Rose Tonal Print or Solid Color Fabric: 2 1/2 yards
Background Fabric: 2 1/2 yards
Binding: 1/2 yard
Backing: 3 1/2 yards

Finished size 54" x 63"

Sentimental Stitches™
4759 Boyd NE / Grand Rapids MI 49525
Phone:(616)361-9255 / email:ssquilt@aol.com
www.sentimentalstitches.com

Tumbling Triangles

54” x 63”

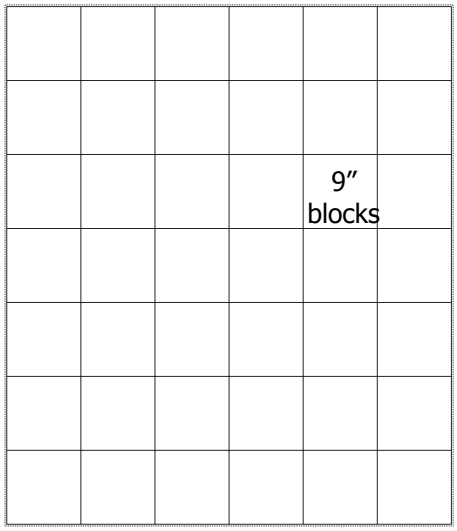

Cutting:
1/4” seam allowance is included in all measurements

Background:

Cut 42 squares 5 1/2” and cut in half diagonally one way to yield 84 triangles.

Cut 126 squares 3 1/2” and cut diagonally **both** ways to yield 504 triangles.

Cut 42 squares 3 1/4” and cut in half diagonally one way to yield 84 triangles.

Rose Fabric:

Cut 42 squares 5 1/2” and cut in half diagonally one way to yield 84 triangles.

Cut 126 squares 3 1/2” and cut diagonally **both** ways to yield 504 triangles.

Cut 42 squares 3 1/4” and cut in half diagonally one way to yield 84 triangles.

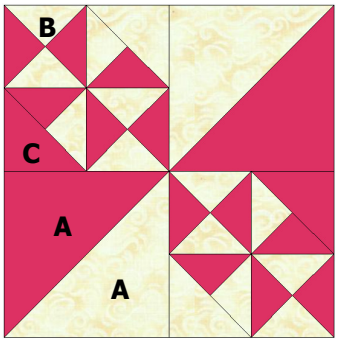

Binding Fabric:

Cut 6 strips 2 1/4” wide x the width of your fabric

Backing Fabric:

Cut the 3 1/2 yard piece in half so you have two pieces about 45” x 62”. Sew sections together selvage to selvage to measure 62” x 90”

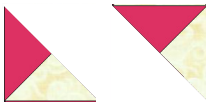

Fig. A Fig. B

1. Sew together in pairs, the “A” (largest) rose and background triangles along the long edge. Press seam toward the darker fabric. Trim to measure 5 3/8” square if necessary.
2. Using the “B” triangles (smallest), sew them together in pairs along a short side. You’ll need 336 that look like Fig. A and 168 that look like Fig. B.
3. Sew two Fig. A units together along the long edge to complete the a quarter square triangle. Repeat with remaining Fig. A units. Trim to measure 2 3/4” if necessary.
4. Sew the “C” background and rose triangles to the long edge of the Fig. B units. Trim to measure 2 3/4” if necessary.
5. Sew the Fig. A and Fig. B units together as shown in Fig. C.
6. Complete the 42 blocks by sewing the Fig. C units to the large half square triangle A units.
7. Set the blocks together in seven rows of six blocks each, rotating the blocks to form the tumbling rows of triangles.

From Fig. A units From Fig. B units



Fig. C

Sentimental Stitches™
4759 Boyd NE— Grand Rapids MI 49525
Phone:(616)361-9255 / email:ssquilt@aol.com
http://www.sentimentalstitches.com