

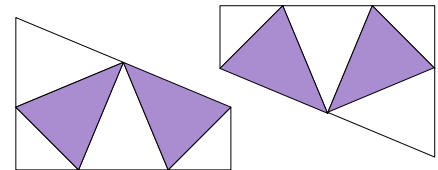

Midget Blocks—Block 114

Midget Blocks are a series of wonderful little blocks adapted from an antique sampler quilt made during the 1930s. I hope you'll enjoy making these blocks and a sampler quilt of your own. Most of these blocks were made using just two colors. A print or solid color and the background fabric. This block in the original quilt was constructed using purple, red, pink and green solid color fabrics plus the background fabric.

Kansas Beauty- 4 1/2"

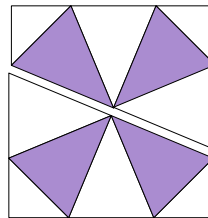
In the antique quilt this block is the eighth block from the left in the second row.

This block is well suited for foundation piecing

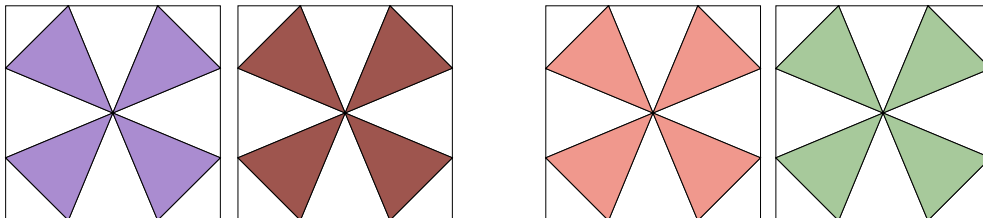


- Foundation piece units **A** and **B** for each quarter of the block

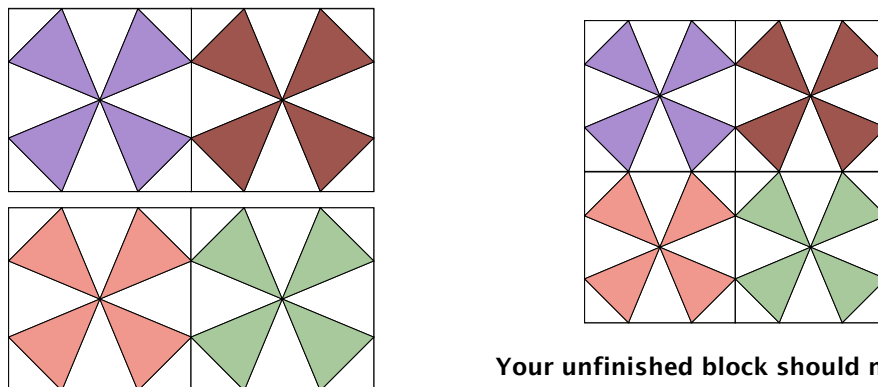
- Sew a unit **A** to **B** for each quarter of the block



- Sew the quarter blocks together in pairs



- Sew the two sections together across the middle seam to complete the block



Your unfinished block should measure 5"



Sentimental Stitches™

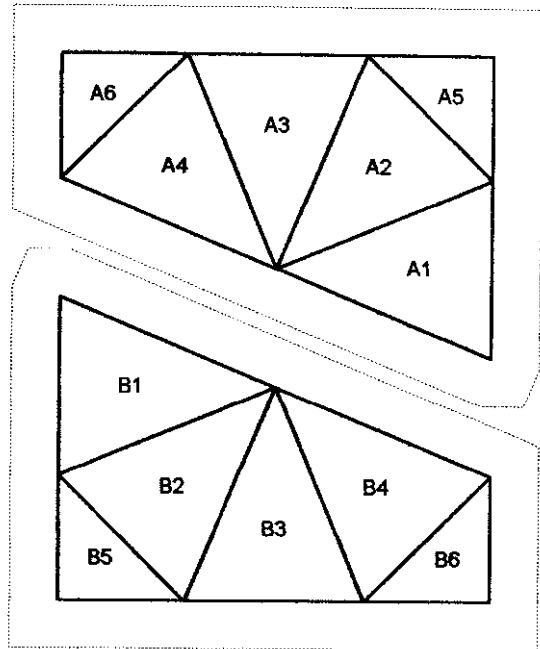
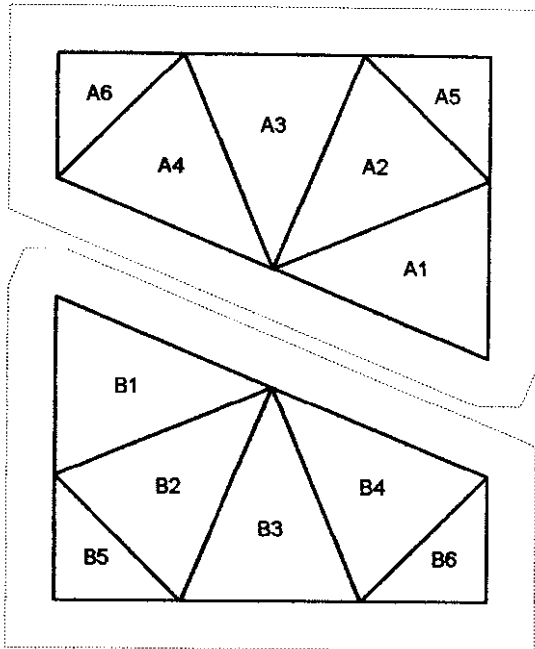
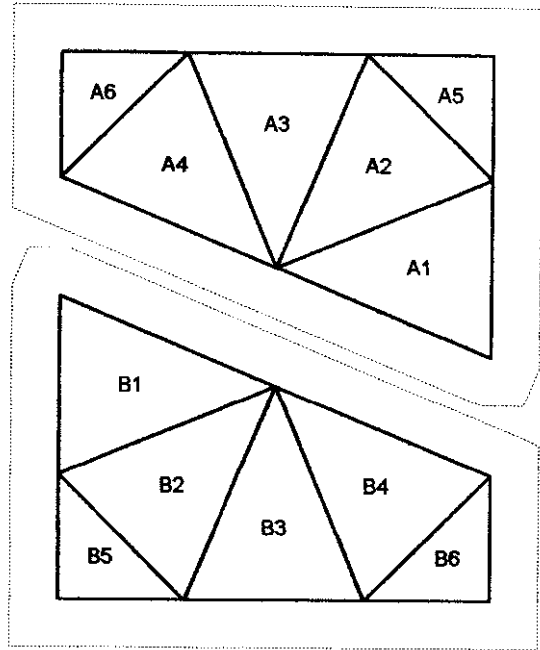
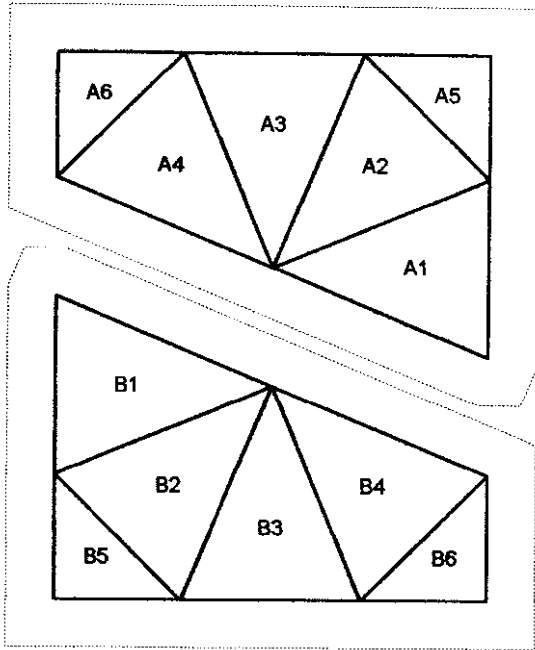
4759 Boyd NE / Grand Rapids MI 49525
Phone:(616)361-9255 / email:ssquilt@aol.com
www.sentimentalstitches.com

Copyright 2010

This line should
measure 1" after
printing pattern.

Midget Blocks—Block 114

Kansas Beauty - 4 1/2"



Your unfinished block should measure 5"



Sentimental Stitches™

4759 Boyd NE / Grand Rapids MI 49525

Phone:(616)361-9255 / email:ssquilt@aol.com

www.sentimentalstitches.com

Copyright 2010

This line should
measure 1" after
printing pattern.